

*Didattica a distanza*

# Istituto Comprensivo Francesco Cilea


Lingua Inglese – Classi III



Step 1 - Hello students! Mettiamo ordine nella stanza!

1 Write.

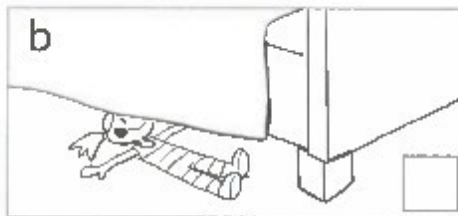
drawers a wardrobe a rug a bed a bookshelf a desk



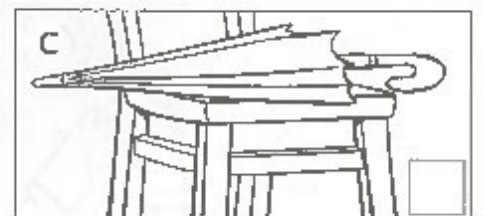
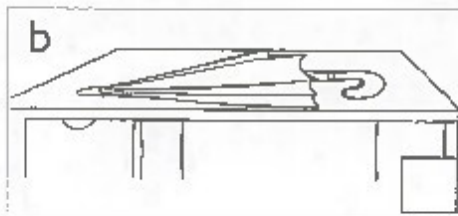
1 \_\_\_\_\_  
 2 \_\_\_\_\_  
 3 \_\_\_\_\_  
 4 \_\_\_\_\_  
 5 \_\_\_\_\_  
 6 \_\_\_\_\_

2 Look, read and tick (✓).

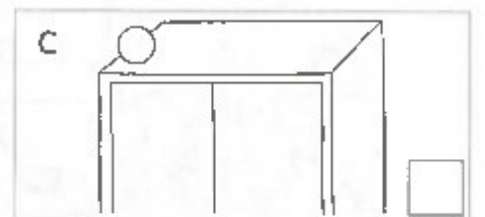
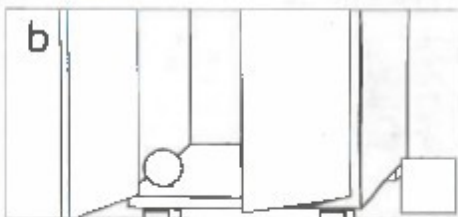
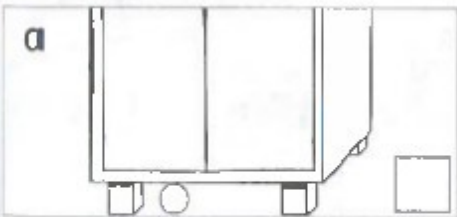
1 There's a doll under the bed.



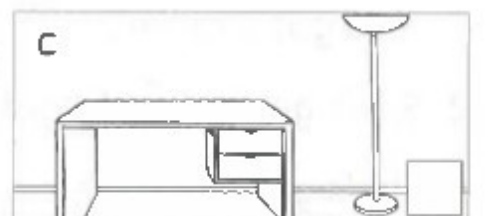
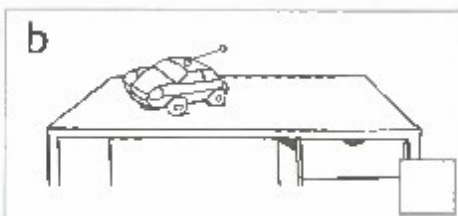
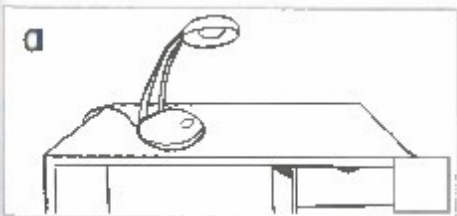
2 There's an umbrella on the chair.



3 There's a ball in the wardrobe.



4 There's a lamp on the desk.



Step 2 - Abbinare ad ogni immagine il suo nome... e colorare a piacere!

1 Scrivi i nomi degli indumenti sotto i disegni giusti.

shorts shirt skirt blouse swimsuit  
cardigan cap sandals dress



1 .....



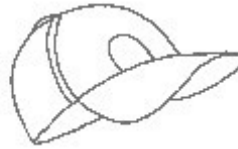
2 .....



3 .....



4 .....



5 .....



6 .....



7 .....



8 .....



9 .....

2 Collega i nomi dei cibi ai disegni.



1



2

soup  
bread  
ham  
chips  
rice  
cheese  
meat  
vegetables  
sandwich  
fruit



3



6



7



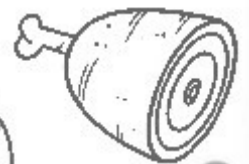
5



4



8



9



10



Step 3 - Listening → [clicca qui per accedere al video Pearson sui colori](#)

Step 4 - Prenditi cura dei tuoi cuccioli

## L'IMPORTANZA DI AVER CURA DEI PROPRI ANIMALETTI - THE IMPORTANCE OF LOOKING AFTER PETS

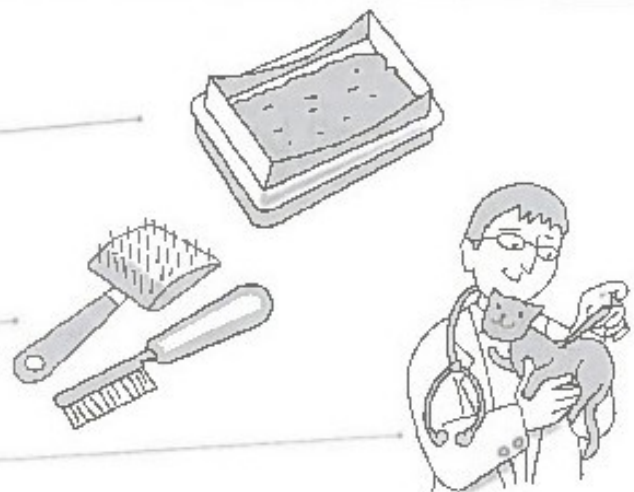


Leggi. Poi disegna sul tuo quaderno cose di cui secondo te un animale ha bisogno.

Looking after a pet is a big responsibility. A pet is not a toy for you. A pet needs care and attention: food, cleaning, exercise.

### The things for your cat:

- bed
- litter box
- food
- water
- brush or comb
- toys
- vaccination



### The things for your dog:

- vaccination
- bed
- collar, lead and tag
- food
- brush and comb
- bones
- poop scooper and plastic bag
- toys
- cleanliness
- ... and sport!

